


# ROLLER GUIDE SHOE

## Wheel Dia . 150mm



### Specification

MODEL	CAR SPEED	BEARING
1071-150	1.75MPS	#6304dd
Dimension (mm)		
A	B	C
150	187	100

## Wheel Dia . 200mm

### Specification

MODEL	CAR SPEED	BEARING
KGA01-200A	2~4 MPS	#6207zz
Dimension (mm)		
A	B	C
200	187	100



## For Elevator Car

Model 1071.130, 200A, 200B and 250 give optimum performance on high speed passenger elevator or heavy duty freight elevators.

As composed of 3 spring-loaded rollers, roller wheels in neoprene standard can minimize noise and vibrations in quite operation.

Each model has different application profile of guide rails. (For detailed dimension, ask us more)

## Wheel Dia . 200mm




### Specification

MODEL	CAR SPEED	BEARING
1071.200B	3.5 MPS	#6207zz
Dimension (mm)		
A	B	C
200	162	282

## Wheel Dia . 250mm

### Specification

MODEL	CAR SPEED	BEARING
1071-250	4 MPS	#6207zz
Dimension (mm)		
A	B	C
250	162	282



Call, Click or Stop By for easy access to thousands of parts!

keesang.co.kr

## ROLLER GUIDE SHOE

### For Both

Model **1071.130** can be used both for elevator cars and counterweights at different speed ranges.  
It is used in speed up to 2.5 m/sec. for a elevator car and up to 8.0 m/s for a counterweight.

#### Specification

MODEL	CAR SPEED	CWT SPEED	BEARING
KGA01-130A	2.5 MPS	8MPS	#6304dd


#### Application Guide Rail

**T78, T89, T114, T127**


#### Dimension (mm)

A	B	C
130	140	120

### Wheel Dia . 130mm



### Wheel Dia . 90mm



#### Application Guide Rail

**T78, T89, T114, T127**

#### Specification

MODEL	CWT SPEED	BEARING
KGA01-090A	8MPS	#6302dd

#### Dimension (mm)

A	B	C
90	189	100

### Wheel Dia . 80mm

#### Application Guide Rail


**T89, T114**

#### Specification

MODEL	CWT SPEED	BEARING
KGA01-080A	1.75MPS	#6304zz

#### Dimension (mm)


A	B	C
80	80	40



### For Counterweight

Normally model **1071-78, 80 and 90** series are recommended to use only for counterweight.  
For medium and high speeds for counterweights, smooth ride and saving power from reduction are secured specially by using roller wheels in neoprene as standard.  
( For detailed dimension, ask us without hesitation ).

### Wheel Dia . 78mm



#### Application Guide Rail

**T78, T89**

#### Specification

MODEL	CWT SPEED	BEARING
KGA01-078A	1.75MPS	#6304zz

#### Dimension (mm)

A	B	C
78	160	100